

1976 ELECTION

Summary of Impact on Legislature by United for Washington

(Contributions from United for Washington comprised about 7% of the entire amount contributed to legislative campaigns in 1976.)

Total Demos Supported by U.F.W.	45	\$ 36,650	(26.5% of UFW money)
(Includes 7 supported against other Demos+- \$9550)			
Total G.O.P. Supported by U.F.W.	68	<u>101,425</u>	(73.4% " ")
	113	\$138,075	= Total UFW money

72 Demos (57.6%) were either supported by U.F.W. or not opposed by U.F.W. money or their opposition by U.F.W. was token and only in the pre-primary period.

53 G.O.P. (42.4%) were supported by U.F.W. in contested races.

92 Democrats serving in the 45th Washington State Legislature (includes '74 Senate election)

27 Demos were actively opposed by U.F.W.

4 Demos were actively opposed in the primary -- U.F.W. was neutral in gen. election

∴ 31 Demos (33.7%) were opposed by U.F.W.

56 Demos were either supported by or not opposed by U.F.S. (60.1%)

5 more Demos received only token opposition in pre-primary period

∴ 61 Demos were either supported or not actually oppsed by U.F.W.

30 Democrats serving in the Senate

24 Demos in Senate were either supported by or not opposed by U.F.W.

(That represents 80% of majority caucus and 48.9% of entire Senate)

6 Demos in Senate were opposed by U.F.W.

(20% of caucus and 12.2% of entire Senate)

62 Democrats were elected to the House in 1976

32 Demos were supported by or not opposed by U.F.W.

5 more Demos received only token opposition in the pre-primary period

∴ 37 Demos were either supported by or not actually opposed by U.F.W.

(That represents 59.7% of majority caucus and 37.7% of the entire House)

25 Demos in the House were opposed by U.F.W.

(That represents 40.3% of majority caucus and 25.5% of the entire House)

2 G.O.P. elected were actually opposed by U.F.W.

1974 ELECTION

Summary of Impact on Legislature by United for Washington

Total Demos Supported by U.F.W. 48 \$ 32,145 (34.8% of UFW money)

(Includes 8 supported against other Demos - \$9150)

Total G.O.P. Supported by U.F.W. 59 60,219 (65.2% " ")

68 Demos (56.2%) were either supported or not opposed by U.F.W.

(3 more were races in which U.F.W. supported both Demo and G.O.P.)

53 G.O.P. (43.8%) were supported by U.F.W. in contested races

(3 more were races in which U.F.W. supported both Demo and G.O.P.)

Of 72 Demos elected in 1974:

Only 19 who were elected were opposed by U.F.W. (26.4%)

(This includes 8 who were opposed in the primary with
U.F.W. support going to another Demo)

51 elected were either supported or not opposed by U.F.W. (70.8%)

12 Democrats were elected to the Senate in 1974

8 were supported or not opposed by U.F.W. (66.6%)

4 were actively opposed

60 Democrats were elected to the House in 1974

43 were supported or not opposed by U.F.W. (71.6% of the majority caucus)

15 were actively opposed (2 races U.F.W. divided money between Demo & G.O.P.)

(25% of caucus and 15.3% of entire House)

Summary Compiled by:

Jolene Unsoeld

6110 Buckthorn N.W.

Olympia, Washington 98502

1974 ELECTION

Total Demos Supported by U.F.W. (Includes 8 supported against other Demos \$9150)	48	32,145	(34.8%)
Total G.O.P. Supported by U.F.W.	59	60,219	(65.2%)
	<hr/>	<hr/>	
	107	92,364	

68 Demos (56.2%) were either supported or not opposed by U.F.W.
(3 more were divided between Demo and GOP)

53 G.O.P. (43.8%) were supported by U.F.W. in contested races
(3 more were divided between Demo and GOP)

Of 72 Demos elected in 1974:

Only 19 who were elected were opposed by U.F.W. (26.4%)

(This includes 8 who were opposed in the primary with U.F.W. support
to another Demo)

51 elected were either supported or not opposed by U.F.W. (70.8%)

12 Democrats were elected to the Senate in 1974

8 were supported or not opposed by U.F.W. (66.6%)

4 were actively opposed

60 Democrats were elected to the House in 1974

43 were supported or not opposed by U.F.W. (71.6% of the caucus)

15 were actively opposed (2 divided between D & R)

(25% of caucus and 15.3% of entire House)

1976 ELECTION

Total Demos Supported by U.F.W.	45	36,650	(26.5%)
(Includes 7 supported against other Demos \$9550)			
Total G.O.P. Supported by U.F.W.	68	101,425	(73.4%)
	<hr/>	<hr/>	
	113	138,075	

72 Demos (57.6%) were either supported or not opposed by U.F.W. or opposition was token and in pre-primary period only.

53 G.O.P. (42.4%) were supported by G.O.P. in contested races.

92 Democrats serving in the 45th Washington State Legislature (includes '74 Senate election)

27 Demos were actively opposed by U.F.W.

4 Demos were actively opposed in the primary -- U.F.W. neutral in general election

∴ 31 Demos (33.7%) were opposed by U.F.W.

56 Demos were either supported or not opposed by U.F.W. (60.1%)

5 more Demos received only token opposition in pre-primary period

∴ 61 Demos were either supported or not actually opposed by U.F.W.

30 Democrats serving in the Senate

24 Demos in Senate were either supported or not opposed by U.F.W.

(80% of caucus and 48.9% of entire Senate)

6 Demos in Senate were opposed by U.F.W. (20% of caucus and 12.2% of entire Senate)

62 Democrats were elected to the House in 1976

32 Demos were supported or not opposed by U.F.W.

5 more Demos received only token opposition in pre-primary

∴ 37 Demos were either supported or not actually opposed by U.F.W.

(59.7% of caucus and 37.7% of entire House)

25 Demos in House were opposed by U.F.W.

(40.3% of caucus and 25.5% of entire House)

(2 G.O.P. elected were actually opposed by U.F.W.)

© 77% of entire election contributions

1976 ELECTION

Total Demos Supported by U.F.W.	45	36,650	(26.5%)
(Includes 7 supported against other Demos \$9550)			
Total G.O.P. Supported by U.F.W.	68	101,425	(73.4%)
	<hr/>	<hr/>	
	113	138,075	

72 Demos (57.6%) were either supported or not opposed by U.F.W. or opposition was token and in pre-primary period only.

53 G.O.P. (42.4%) were supported by G.O.P. in contested races.

92 Democrats serving in the 45th Washington State Legislature (includes '74 Senate election)

27 Demos were actively opposed by U.F.W.

4 Demos were actively opposed in the primary -- U.F.W. neutral in general election

∴ 31 Demos (33.7%) were opposed by U.F.W.

56 Demos were either supported or not opposed by U.F.W. (60.1%)

5 more Demos received only token opposition in pre-primary period

∴ 61 Demos were either supported or not actually opposed by U.F.W.

30 Democrats serving in the Senate

24 Demos in Senate were either supported or not opposed by U.F.W.

(80% of caucus and 48.9% of entire Senate)

6 Demos in Senate were opposed by U.F.W. (20% of caucus and 12.2% of entire Senate)

62 Democrats were elected to the House in 1976

32 Demos were supported or not opposed by U.F.W.

5 more Demos received only token opposition in pre-primary

∴ 37 Demos were either supported or not actually opposed by U.F.W.

(59.7% of caucus and 37.7% of entire House)

25 Demos in House were opposed by U.F.W.

(40.3% of caucus and 25.5% of entire House)

(2 G.O.P. elected were actually opposed by U.F.W.)



U.F.W. Activity

★ Open Seat

★ Δ G.O.P. Supported

★ Δ Demo Supported

★ — U.F.W. Sat on Fence

□ Demo Incumbent

□ Δ Demo Supported

□ Δ G.O.P. Supported

□ Δ G.O.P. supported but only in pre-primary

□ — U.F.W. Sat on Fence

□ ● U.F.W. gave to incumbent's Demo opposition

— split between Demo & GOP

1976 ELECTION



2-Sen Bottiger
 3-2 May
 13-2 Hansen
 18-1 Thompson
 18-Sen Talley
 19-Sen Bailey
 24-1 Conner
 24-Sen Sandison
 27-2 Adams
 31-2 Lysen
 32-1 Williams
 32-2 D. Nelson
 35-1 O'Brien
 35-2 Lux
 37-2 Maxie
 49-Sen Marsh

16



3-Sen Kneip (Keefe) 300
 10-2 Houchen(Fortson) 500
 26-2 Dawson(Hanna) 500
 38-1 Ice(King) 250

4 1,550



17-1 McAninch(Heck) 250
 22-Sen Elway(Bausch) 500
 25-1 Anderson(Walk) 250
 25-2 Ryan (Grimm) 250
 29-2 Barry(Pearsall) 500

5 1,750



1-2 Getzendaner(Bender) 1700
 1-Sen Cashman(VanHoll) 4500
 8-2 Oliver(Cochrane) 3200
 8-1 Isaacson(Boldt) 2000
 11-Sen Cunningham(Grant) 6800
 16-2 Dorman(Kilbury) 1600
 21-1 Coulter(Fischer) 1750
 23-2 Shardleman(Smith) 1100
 26-1 Schultheiss(Hawkins) 2500
 31-1 Berleen (Valle) 750
 39-1 Hayes(Clemente) 3200
 39-2 Shinoda (Moon) 4175
 42-1 Pottle(Becker) 1750
 43-1 Williams (Douthwaite) 1150
 44-1 McCabe(Charnley) 1900
 44-2 Tupper(Hurley) 2350
 47-1 Wolf(Sherman) 1600

17 42,025



1-1 O'Neill(Gruger) 1000
 4-1 Deife (Grier) 2000
 7-1 Fancher 2000
 7-2 Barr 1500
 14-1 Deccio 800
 15-2 Clayton 1450
 16-1 Struthers 250
 16-Sen Hayner 2000
 28-1 Winsley 1000
 34-2 Bonney(Pruitt) 2500
 36-1 Eikenberry(Sommers) 7100
 36-2 Taller 2000

12 23,600

1976 ELECTION

~~✱~~ △ ✱ △ \$

5-2	Hughes	1000
19-2	Monohon	250
20-1	Enbody	750
22-2	Keller	1600
22-Sen	Bausch	500
23-1	Aardal	250
24-2	Owen	750
25-2	Grimm	500
27-1	Brotman	1300
27-1	Salatino	100
32-2	Garcia	1600
<hr/>		
11		8,600

~~✱~~ ✱

12-1	Malone/Schmitt	
25-Sen	Gaspard/Arnold	
27-Sen	Wojahn/Thorpe	
<hr/>		
3		

~~□~~ ● □ ●


2-1	Donovan(Ehlers)	1000
8-2	Maddox(Cochrane)	500
11-Sen	Hagen(Grant)	1500
35-2	Angevine (Lux)	500
39-2	Furman (Moon)	2550
47-1	Matz (Sherman)	500
49-2	Bettis (McKibbin)	3000
<hr/>		
7		9,550

~~□~~ △ □ △

2-2	Erickson	500
3-1	M. Hurley	250
3-Sen	Keefe	1000
4-2	Knowles	500
4-Sen	Day	250
5-1	McCormick	500
9-Sen	Donohue	1500
11-1	Shinpoeh (returned)	500
11-2	Bagnariol	400
17-Sen	Henry	500
19-1	Charette	500
20-Sen	Odegaard	250
20-2	Kalich	750
23-1	Randall	1000
23-Sen	Walgren	500
26-2	Hanna	250
29-1	Gallagher	250
30-1	Warnke	250
30-2	Gaines	750
34-2	Ceccarelli	2100
37-1	Eng	500
38-2	Martinis	500
39-Sen	Woody	2000
40-Sen	L. Peterson	2000
42-2	Moreau	500
47-2	Fr. North	250
49-1	Bauer	240
<hr/>		
27		18,500

Other G.O.P.
 30 32,500
 23 contested races

1974 ELECTION




		\$
19-2	Ed Smith	500
26-2	Haugen	250
<hr/>		
	2 races	750


- 
- 1-2 Bender
 - 2-2 Erickson
 - 7-1 Haussler
 - 10-2 Fortson
 - 14-2 Ellis-Whiteside
 - 16-2 Kilbury
 - 18-1 Thompson
 - 25-2 Gaspard
 - 26-1 Hawkins
 - 29-Sen Rasmussen
 - 31-1 Valle
 - 31-2 Lysen
 - 32-1 Williams
 - 35-Sen Ridder
 - 37-2 Maxie
 - 37-Sen Fleming
 - 38-1 King
 - 39-1 Clemente
 - 39-2 Moon
 - 43-1 Douthwaite
 - 43-Sen McDermott
 - 44-1 Charnley



42-Sen	Goltz	
<hr/>		
	1	




21-1	Fischer-Hall	250-500
21-Sen	Welch-Gould	500-250
<hr/>		
	2 races	Demo=750 GOP =750




49-1	Bauer-Bettis	250-250
<hr/>		
	1	Demo=250 GOP=250

22 races



24-2	Savage/McDonald	1250
26-1	Paulsen/Hawkins	150
30-Sen	von Reichbauer/Stead	1000
31-2	Lysen/Black	2000
32-1	Williams/Ringhofer	1500
35-Sen	Santos/Ridder	250
38-1	King/Anderson	1000
39-s	Moon/Curtis	2000



→ 8 9,150

1974 ELECTION



2-1	Ehlers	250	13-Sen	Steffler/Washington	1500
3-1	M. Hurley	250	17-1	Clauson/McLaughlin	250
3-2	May	250	24-2	Conca/Savage	250
4-2	Knowles	500	30-Sen	Mattingly	750
5-1	McCormick	500	34-Sen	Buffington	540
5-2	Luders	540	36-1	Lubin/Sommers	500
11-1	Shinpoch	250	<hr/>		
	250 returned		6		3,790
11-2	Bagnariol	750	✱ △ ✱ △		
13-2	Hansen	250	6-2	Bond	850
19-1	Charette	250	7-Sen	Barr(Wilson)	500
20-1	Jastad	500	8-1	Ames (Boldt)	1250
20-2	Kalich	250	8-2	Mabry (Cochrane)	1250
22-2	Bausch	750	8-Sen	Benitz	3040
23-1	Randall	1540	15 1/2	Deccio	1000
23-2	R. Smith	250	15-Sen	Morrison	540
24-1	Conner	100	33-1	Lee	540
25-1	Sawyer	1500	33-Sen	Cunningham	1000
26-Sen	Beck	450	41-2	Dunlap	2000
27-1	Wojahn	750	42-1	Nelson (Becker)	1350
	250 returned		42-2	Entriiken (Moreau)	750
27-2	Adams	750	43-2	W. Peterson	1000
28-2	Winsley	1790	44-2	Hagen (Hurley)	1250
29-1	Gallagher	250	44-Sen	L. North	2750
29-2	Parker	1500	45-1	Chandler	500
30-1	Warnke	750	45-Sen	Bluechel	2040
30-2	Gaines	750	47-Sen	Pullen	3500
31-Sen	Herr	500	47-1	Allison (Sherman)	2040
32-2	Perry	1000	<hr/>		
32-Sen	Francis	500	19		27,150
34-2	Ceccarelli	750	<u>Other G.O.P.</u>		
35-1	O'Brien	250	30	candidates	29,279
35-2	Chatalas	250	28	contested races	
37-1	Eng	250			
38-2	Martinis	1000			
38-Sen	Mardesich	675			
47-2	Fr. North	500			
<hr/>					
35		21,345			

★ Open Seat

★ Δ G.O.P. Supported

★ Δ Demo Supported

★ — U.F.W. sat on fence

□ Demo Incumbent

□ Δ Demo Supported

□ Δ G.O.P. Supported



□ Δ G.O.P. supported - but only in
pre-primary

□ — U.F.W. sat on fence

□ ● U.F.W gave to incumbent's Demo
opposition



— split



1976 ELECTION

		
2-Sen	Bottiger	
3-2	May	
13-2	Hansen	
18-1	Thompson	
18-Sen	Talley	
19-Sen	Bailey	
24-1	Conner	
24-Sen	Sandison	
27-2	Adams	
31-2	Lysen	
32-1	Williams	
32-2	D. Nelson	
35-1	O'Brien	
35-2	Lux	
37-2	Maxie	
49-Sen	Marsh	



16

		
3-Sen	Kneip (Keefe)	300
10-2	Houchen(Fortson)	500
26-2	Dawson(Hanna)	500
38-1	Ice(King)	250
4		1,550

		
17-1	McAninch(Heck)	250
22-Sen	Elway(Bausch)	500
25-1	Anderson(Walk)	250
25-2	Ryan (Grimm)	250
29-2	Barry(Pearsall)	500
5		1,750

		
1-2	Getzendaner(Bender)	1700
1-Sen	Cashman(VanHoll)	4500
8-2	Oliver(Cochrane)	3200
8-1	Isaacson(Boldt)	2000
11-Sen	Cunningham(Grant)	6800
16-2	Dorman(Kilbury)	1600
21-1	Coulter(Fischer)	1750
23-2	Shardleman(Smith)	1100
26-1	Schultheiss(Hawkins)	2500
31-1	Berleen (Valle)	750
39-1	Hayes(Clemente)	3200
39-2	Shinoda (Moon)	4175
42-1	Pottle(Becker)	1750
43-1	Williams (Douthwaite)	1150
44-1	McCabe(Charnley)	1900
44-2	Tupper(Hurley)	2350
47-1	Wolf(Sherman)	1600

17 42,025

		
1-1	O'Neill(Gruger)	1000
4-1	Deife (Grier)	2000
7-1	Fancher	2000
7-2	Barr	1500
14-1	Deccio	800
15-2	Clayton	1450
16-1	Struthers	250
16-Sen	Hayner	2000
28-1	Winsley	1000
34-2	Bonney(Pruitt)	2500
36-1	Eikenberry(Sommers)	7100
36-2	Taller	2000

12 23,600

1976 ELECTION



\$

5-2	Hughes	1000
19-2	Monohon	250
20-1	Enbody	750
22-2	Keller	1600
22-Sen	Bausch	500
23-1	Aardal	250
24-2	Owen	750
25-2	Grimm	500
27-1	Brotman	1300
27-1	Salatino	100
32-2	Garcia	1600
<hr/>		
11		8,600



12-1	Malone/Schmitt	
25-Sen	Gaspard/Arnold	
27-Sen	Wojahn/Thorpe	
<hr/>		
3		



2-1	Donovan(Ehlers)	1000
8-2	Maddox(Cochrane)	500
11-Sen	Hagen(Grant)	1500
35-2	Angevine (Lux)	500
39-2	Furman (Moon)	2550
47-1	Matz (Sherman)	500
49-2	Bettis (McKibbin)	3000
<hr/>		
7		9,550





2-2	Erickson	500
3-1	M. Hurley	250
3-Sen	Keefe	1000
4-2	Knowles	500
4-Sen	Day	250
5-1	McCormick	500
9-Sen	Donohue	1500
11-1	Shinpoeh (returned)	500
11-2	Bagnariol	400
17-Sen	Henry	500
19-1	Charette	500
20-Sen	Odegaard	250
20-2	Kalich	750
23-1	Randall	1000
23-Sen	Walgren	500
26-2	Hanna	250
29-1	Gallagher	250
30-1	Warnke	250
30-2	Gaines	750
34-2	Ceccarelli	2100
37-1	Eng	500
38-2	Martinis	500
39-Sen	Woody	2000
40-Sen	L. Peterson	2000
42-2	Moreau	500
47-2	Fr. North	250
49-1	Bauer	240
<hr/>		
27		18,500

Other G.O.P.

30		32,500
	23 contested races	



1974 ELECTION

  \$



19-2	Ed Smith	500
26-2	Haugen	250
2 races		750



42-Sen	Goltz	
1		

21-1	Fischer-Hall	250-500
21-Sen	Welch-Gould	500-250
2 races		Demo=750 GOP =750

49-1	Bauer-Bettis	250-250
1		Demo=250 GOP=250

24-2	Savage/McDonald	1250
26-1	Paulsen/Hawkins	150
30-Sen	von Reichbauer/Stead	1000
31-2	Lysen/Black	2000
32-1	Williams/Ringhofer	1500
35-Sen	Santos/Ridder	250
38-1	King/Anderson	1000
39-s	Moon/Curtis	2000

1-2	Bender
2-2	Erickson
7-1	Haussler
10-2	Fortson
14-2	Ellis-Whiteside
16-2	Kilbury
18-1	Thompson
25-2	Gaspard
26-1	Hawkins
29-Sen	Rasmussen
31-1	Valle
31-2	Lysen
32-1	Williams
35-Sen	Ridder
37-2	Maxie
37-Sen	Fleming
38-1	King
39-1	Clemente
39-2	Moon
43-1	Douthwaite
43-Sen	McDermott
44-1	Charnley
22 races	

→ 8 9,150

1974 ELECTION



2-1	Ehlers	250
3-1	M. Hurley	250
3-2	May	250
4-2	Knowles	500
5-1	McCormick	500
5-2	Luders	540
11-1	Shinpoch	250
	250 returned	
11-2	Bagnariol	750
13-2	Hansen	250
19-1	Charette	250
20-1	Jastad	500
20-2	Kalich	250
22-2	Bausch	750
23-1	Randall	1540
23-2	R. Smith	250
24-1	Conner	100
25-1	Sawyer	1500
26-Sen	Beck	450
27-1	Wojahn	750
	250 returned	
27-2	Adams	750
28-2	Winsley	1790
29-1	Gallagher	250
29-2	Parker	1500
30-1	Warnke	750
30-2	Gaines	750
31-Sen	Herr	500
32-2	Perry	1000
32-Sen	Francis	500
34-2	Ceccarelli	750
35-1	O'Brien	250
35-2	Chatalas	250
37-1	Eng	250
38-2	Martinis	1000
38-Sen	Mardesich	675
47-2	Fr. North	500

13-Sen	Steffler/Washington	1500
17-1	Clauson/McLaughlin	250
24-2	Conca/Savage	250
30-Sen	Mattingly	750
34-Sen	Buffington	540
36-1	Lubin/Sommers	500
<hr/>		
6		3,790



6-2	Bond	850
7-Sen	Barr(Wilson)	500
8-1	Ames (Boldt)	1250
8-2	Mabry (Cochrane)	1250
8-Sen	Benitz	3040
15 1/2	Deccio	1000
15-Sen	Morrison	540
33-1	Lee	540
33-Sen	Cunningham	1000
41-2	Dunlap	2000
42-1	Nelson (Becker)	1350
42-2	Entriiken (Moreau)	750
43-2	W. Peterson	1000
44-2	Hagen (Hurley)	1250
44-Sen	L. North	2750
45-1	Chandler	500
45-Sen	Bluechel	2040
47-Sen	Pullen	3500
47-1	Allison (Sherman)	2040
<hr/>		
19		27,150

Other G.O.P.

30 candidates	29,279
28 contested races	